

HIGH PERFORMANCE SYSTEMS FOR SAFE AND COMFORTABLE HOTELS

WATERPROOFING
UNCOUPLING
DRAINAGE
DESIGNER SHOWERS

**And care ONLY about
your customers.**



responsible
waterproofing

revestech®

INDEX



- 1 UNCOUPLING
EXTREME ANTI-CRACKING **_DYSO**
- 2 WATERPROOFING
EXTERIORS **_ECODRY**
INTERIORS **_ECODRY**
- 3 DRAINAGE
WALKLEVEL SYSTEM
- 4 SPECIAL SYSTEMS
SUBWATER SWIMMING POOLS
- 5 SHOWERS
LEVEL SHOWER TRAY SYSTEM
LINEAR LEVEL SYSTEM
DRY50 SYSTEM
- 6 PRODUCTS LIST
- 7 REVESTECH
SUSTAINABILITY
INTERNATIONALIZATION
COMPANY

**COME IN
AND
DISCOVER
THE BEST
PRODUCTS
FOR HOTELS
AND THEIR
CUSTOMERS**

One of the cornerstones of Revestech's philosophy since its birth is to design and manufacture products that make people's lives easier. The terms product and person, are always linked, intertwined. The line of products that we have created for hotels, tourist apartments, rural houses, etc. has in its conception a deep reflection on the stories that, every day, take place in each and every one of the establishments of the sector.

Water is, in many cases, the protagonist of these stories.

WE INTRODUCE YOU TO THE MAIN ACTORS.

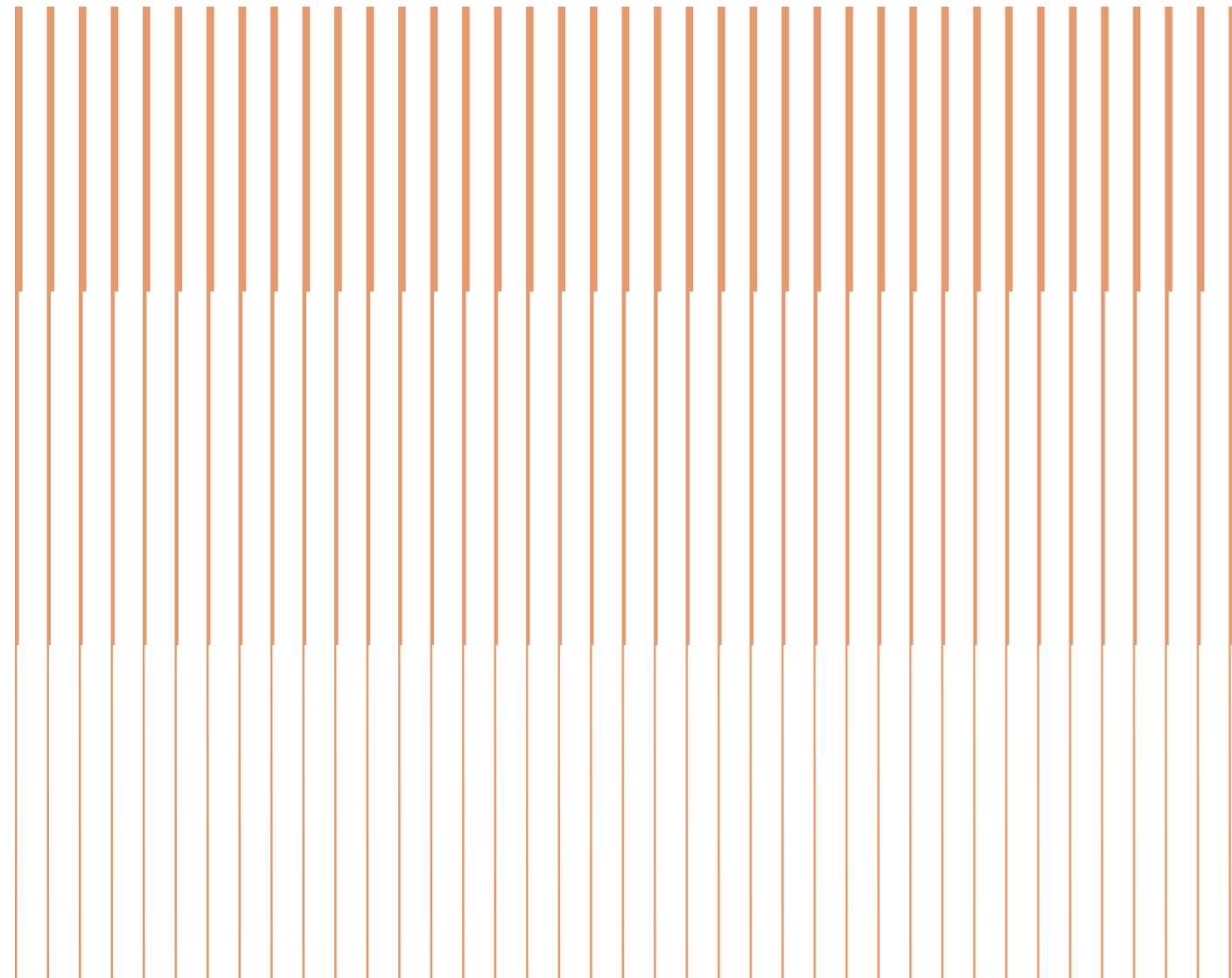


"Anticipating problems is the best strategy for customer satisfaction and loyalty"

MARTA GARCÍA
Hotel director

For her, the most important aspect of her work is the satisfaction of the guests of the hotel she runs. She knows, better than anyone, the importance of the invisible being perfect. Humidity in the bathroom, leaks in the pool or cracks on the roof or terraces are a big problem and can result in substantial economic losses. What's more, these problems make her focus on giving immediate solution to them leaving aside the most fundamental concern in any hotel, the customer.

Revestech waterproofing systems are the most suitable ones to prevent these problems. In that way, Marta can concentrate on providing the best possible experience to her customers.





"If the client has no complaint, I feel that my job is well done"

ANA LOPES
Hotel receptionist

Ana is passionate about her work. She is aware that the reception is the business card of a hotel. Therefore, she is happy when she receives calls from guests asking her for places to visit or recommendations for restaurants in the area. She is not so much when calls are intended to complain about the smells that come from the humidity in the bathroom or the mould that can be seen in the joints of the walls in the shower.

The invisible and preventive work of Revestech systems will ensure the comfort and happiness of the clients and that of Ana as well.




"Things that are done well from the beginning, help avoid expensive and difficult repairs"

FRANCISCO TEJADA
Maintenance personnel

Francisco is part of the maintenance staff of the hotel. Everything has to work perfectly. He does not like when someone tells him that the shower upstairs has leaks or that there is moisture at the reception.

A correct installation with Revestech systems in new construction or rehabilitation guarantee the tranquility of the guests and, therefore, that of Francisco.





“The spaces that are easy to clean and without humidity, make our work more efficient and visible”

MERCEDES CASTRO
Housekeeper

Mercedes has a job in which logistics and processes are fundamental. Each and every one of the rooms in the hotel must be prepared at a predetermined time. In a perfect state of order and cleanliness. The cleaning of the bathrooms and showers is what worries her the most. A single strand of hair on the floor can bring with it a customer’s complaint and discomfort.

Revestech shower systems are perfect for ensuring impeccable cleaning.



“With so much daily hustle and bustle, we ask a hotel to make everything easy for us and to be very well taken care of”

FAMILIA GUTIÉRREZ BERNIA
Regular customers

Raquel and Ernesto are regular customers. They and their daughters, Olivia and Valentina, stay at the hotel every year. They highlight the friendliness of the staff, the services offered, the quality and maintenance of the facilities. They always recommend the establishment to their friends.

Guests expect clean and well-maintained rooms and common areas. Comfort, quality of services and well-conditioned spaces are essential for a good reputation.




DYSO SYSTEM

High traffic in a hotel forces to increase the safety in construction solutions. High performance systems are necessary to protect the floors as much as possible against cracks and damage.




DYSO: flexible membrane for high uncoupling underneath ceramic flooring in interior spaces. Special under large-format pieces and underfloor heating. Maximum resistance to deformation, supporting cracks up to 20mm. Optimal grip with tile adhesive C2 S1/S2. Guaranteed results.

conventional substrate



substrate with underfloor heating



intact flooring

extreme uncoupling in exteriors and interiors



★★★★★ Easy and quick installation.

It reduces the transmission of tensions produced by structural movements from the substrate to the finished flooring.

It prevents the formation of cracks in the flooring.

Ideal for installing underneath large format tiles and underfloor heating.

ECODRY EXTERIORS

Waterproofing the flooring in hotels is vital to maintain the structural integrity of the building, prevent moisture damage, ensure the durability of materials, facilitate cleaning and, most importantly, ensure the safety of guests and staff.



ECODRY50

0,52 mm 335 g/m²


Eco-responsible membrane for waterproofing small walkable flat surfaces (balconies and terraces) and bathrooms, walls and floors in indoor humid areas. It is composed of a polymeric membrane of high-performance thermoplastic polyolefins CPE (EVA-based Circular Polymer), resulting from the transformation and treatment of raw materials of circular economy, and extruded on polyester fibres.



ECODRY80

0,8 mm 625 g/m²


Eco-responsible membrane for the waterproofing under flooring of exterior spaces and walkable and nonwalkable flat surfaces such as terraces, roofs, balconies and patios. It is composed of a polymeric membrane of high-performance thermoplastic polyolefins CPE (EVA-based Circular Polymer), resulting from the transformation and treatment of raw materials of circular economy, and extruded on polyester fibres.



ECODRY120

1,25 mm 525 g/m²

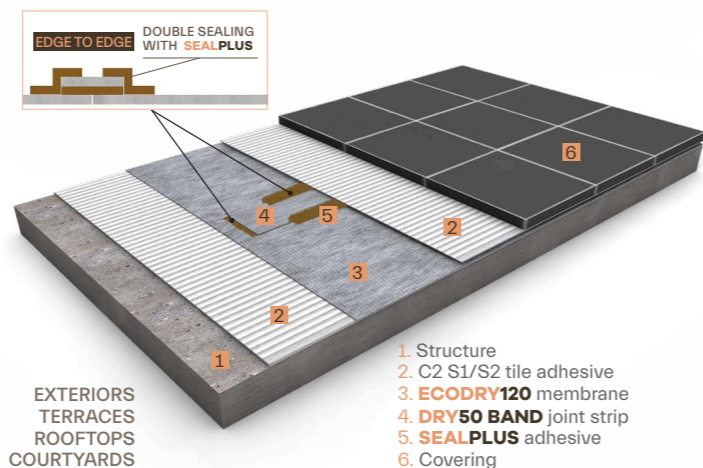
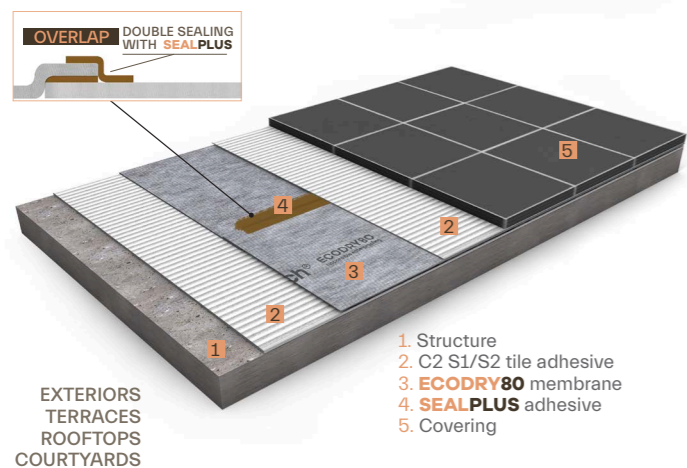
Eco-responsible multilayer membrane for the waterproofing and uncoupling under flooring of exterior spaces and walkable and nonwalkable flat surfaces such as terraces, rooftops, balconies and patios. Ideal for steam compensation on supporting surfaces with a residual moisture ≤5%. It is composed of a polymeric membrane of high-performance thermoplastic polyolefins CPE (EVA-based Circular Polymer), resulting from the transformation and treatment of raw materials of circular economy, and extruded on polyester fibres.



balconies, sills and cornices with flooring



walkable surfaces with flooring



healthy covers

highly safe and durable waterproofing



Simple installation with tile adhesive; which in rehabilitation does not require remove the old flooring.

The durability of the system is more than 60 years.

They are flexible membranes with extraordinary plasticity and malleability, which allow a perfect finishing at angles and corners.

They prevent the formation of cracks in the flooring as they allow decoupling in addition to waterproofing.

The membranes have a minimum thickness; and taking into account, that they do not need a compression layer, the increase in height, especially in rehabilitations, is minimal.

ECODRY INTERIORS

The high-quality waterproofing materials guarantee long-lasting protection of the facilities that is crucial in the hotel wet areas: bathrooms, spas, changing rooms and kitchens; where there is low or high exposure to moisture.

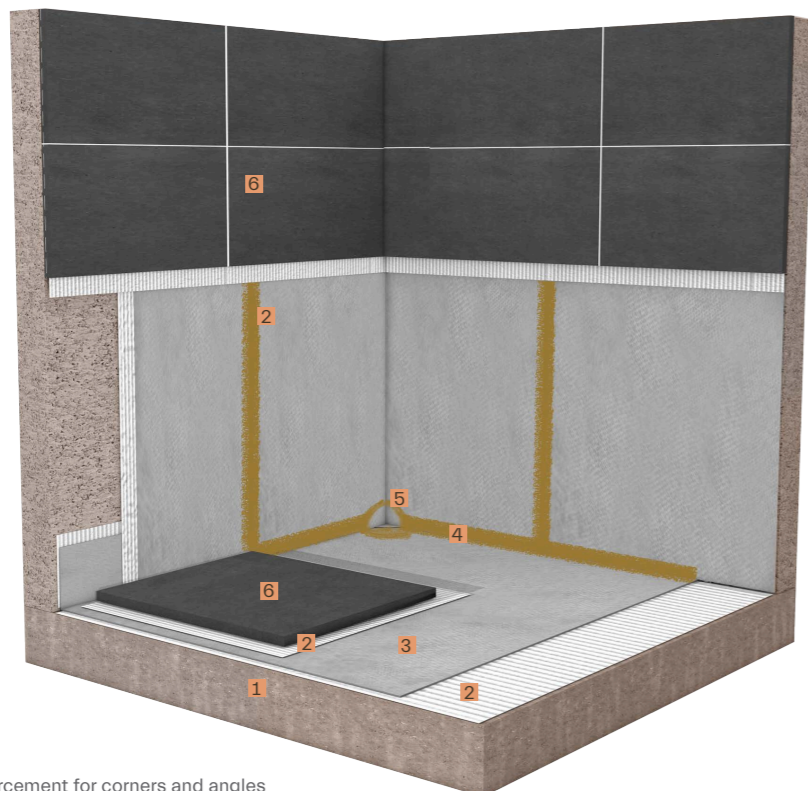



ECODRY50 membrane

0,52 mm 335 g/m²

INTERIORS
BATHROOMS
SPAS
CHANGING ROOMS
KITCHENS
WELLNESS CENTERS

ECODRY50: Eco-responsible membrane for waterproofing small walkable flat surfaces (balconies and terraces) and bathrooms, walls and floors in indoor humid areas. It is composed of a polymeric membrane of high-performance thermoplastic polyolefins CPE (EVA-based Circular Polymer), resulting from the transformation and treatment of raw materials of circular economy, and extruded on polyester fibres. It ensures a totally watertight waterproofing and also provides vapor barrier effect.



1. Structure
2. C2 S1/S2 tile adhesive
3. **ECODRY50** membrane
4. **SEALPLUS** special adhesive for joints
5. **DRY50 CORNERIN** waterproof reinforcement for corners and angles
6. Finished covering

revestech®

zero humidity

complete watertightness in interiors and wet areas



ECODRY50 is a system of highly durable and sustainable thermoplastic polyolefins membranes resulting from the processing and treatment of raw materials of circular economy, recyclable and with a long lifespan.

The quick installation process of **ECODRY50** stands out against liquid and cementitious waterproofing membranes that require applying several layers of product and long waiting times.

ECODRY50 is easy to handle and install due to its flexibility and lightness. The membranes are so flexible that they can adapt to the irregular shapes of the surface on which they are installed. This facilitates its application in a variety of waterproofing projects. In addition, it reduces installation time and costs compared to other heavier or more rigid materials.

They have a good sealing properties being very effective for sealing joints and edges. Another very remarkable advantage is that its vapor barrier effect prevents moisture from generating in the substrate; in this way, once installed, it does not require maintenance throughout its lifespan.



WALK LEVEL SYSTEM

On terraces, around swimming pools or in wet areas such as spas, the discharging of surface water requires a constructive solution of maximum safety and optimal canalization. What's more, in a hotel, a discreet and well-designed finishing is an added value that gives elegance to the space.


PREFABRICATED TILEABLE DRAINAGE CHANNEL WALK LEVEL: **WALK LEVEL**: a prefabricated drainage channel system for covering with flooring, 100% watertight that allows the draining of surface waters. Suitable for paved surfaces in internal and external environments. An efficient constructive solution with elegant final aesthetics. Easy installation and maintenance providing security and guarantee to the **DRY** system. The system consists of a series of elements that once connected form a drainage channel for swimming pools and terraces, ready to be covered with flooring. All parts of the **WALK LEVEL** system are available for two ceramic tile widths: 15 cm and 30 cm

COMPONENTS

_ Channel provided with two eaves of heat-sealed waterproofing membrane 20 cm wide.

_ PVC profiles that provide support to the ceramic tiles 1 metre x 29 mm.

The number of profiles will be determined by the total linear metres of the project.



dry floors

prefabricated tileable drainage channel



Easy to assemble. Perfect and secure joints between elements.

Interior v-slopes that allow a quick and easy evacuation.

High performance polyurethane finish.

Membrane heat-sealed to the eaves to guarantee perfect waterproofing.

Minimum thickness

revestech®



SUBWATER SYSTEM

The proper waterproofing of swimming pools in hotels is essential to ensure their durability, prevent water leaks, maintain water conditions and comply with safety and hygiene regulations. It also enhances guest experience and protects the reputation of the hotel.

SUBWATER KIT



ECODRY120 30
Waterproofing membrane.



ECODRY50 BANDA 13X30
Waterproof strips for joints and perimeter.



KITPOOL
Special for sealing of joints and edges.

For the waterproofing of swimming pools, Revestech offers the **SUBWATER KIT**. A complete system with **ECODRY120 30** eco-responsible membrane, **ECODRY50 BAND 13X30** strips for joints, and adhesive and primer **KITPOOL**. The complete watertightness of swimming pools requires combining the waterproofing of the supporting surface with the **SUBWATER KIT** with the ceramic tiles or glass mosaics; thus, forming a watertight unit where all the pieces are joined with the previous waterproofing. **ECODRY120** is a multilayer waterproofing membrane specially designed to guarantee the complete watertightness of the surfaces both in new construction and in rehabilitation of all types of swimming pools, cisterns and water tanks in general, through adhered installation. Its versatility means that it is not necessary to remove, in most cases, the existing ceramic flooring. It is composed of a polymeric membrane of high-performance thermoplastic polyolefins CPE (EVA-based Circular Polymer), resulting from the transformation and treatment of raw materials of circular economy, and extruded on polyester fibres. In addition, they have the EPD sustainability certification and the CE marking according to EN 13956:2013. Even though it is a high-performance system, the watertightness of a swimming pool goes further and requires superior training due to the very nature of the type of installation which withstands considerable hydrostatic pressure on the bottom of swimming pools. As we are specialists, professional and responsible, and we want to do things right, this system is exclusive for installers trained and approved by Revestech.

EXCLUSIVE SYSTEM FOR INSTALLERS TRAINED AND APPROVED BY REVESTTECH



safe swimming pools

maximum leakproof waterproofing



Maximum watertightness either in new construction and rehabilitation.

In rehabilitation it is not necessary to remove the existing flooring, saving time and costs.

The special composition of the membrane, allows to separate the movements produced by water pressure, avoiding the appearance of cracks in the finishing coat, normally glass mosaic (gresite), as well as the detachment of it.

Total watertightness in the joint between the membrane and the most critical points, especially where a waterproofing reinforcement is needed such as in impellers, skimmers and spotlights.

Sustainable membrane with CE marking and Environmental Product Declaration.



LEVEL SHOWER TRAY

Hotel showers are often an especially valuable experience for customers. They are designed to provide comfort, relaxation and a touch of luxury, which in this case means: Showering on a floor without slopes, without obstacles, and where water filters through the joints on the flooring. A different sensation with a very avant-garde architectural aesthetic, very different.

LEVEL SHOWER TRAY: the prefabricated level tray is invisible because is fully covered by the chosen tiling. The finish design is completely flat shower floor and at the same level as the rest of the bathroom. The shower tray slopes are hidden under the tiles, receiving the water that pass through the gaps, and finally is evacuated in the drain. It includes a horizontal drain, located in the center of the tray and positionable at 360°. An innovative integrated shower system that adapts to any style. Versatile and efficient.



invisible prefabricated tray, with hidden slopes and covered with tiling



- 1. LEVEL SHOWER TRAY
- 2. Drain with water trap
- 3. Tiling profiles
- 4. Covering
- 5. Cleaning key



great distinction

showers without steps, without obstacles; at ground level



The absence of steps and slopes implies freedom of movement in a homogeneous, wide and accessible space, without separations, of avant-garde and elegant design.

In addition to being ideal for people with reduced mobility, the **LEVEL SHOWER TRAY** is perfect for customers to live the luxury of absolute comfort and the experience of a different shower.

It has antibacterial and fungicidal sanitary treatment, and a system to easily raise the flooring allowing access to the interior of the tray and the siphon drain for cleaning. It does not contain metallic parts, which prevents oxidation.

The **LEVEL SHOWER TRAY** is very versatile as it allows the installation of various ceramic formats as long as one of the dimensions of the tray is covered, either width or length. Preferably porcelain tiles.

LINEAR LEVEL

The combination of attractive aesthetics, functionality, comfort and a sense of luxury are highly appreciated and enjoyed by guests during their stay. In addition, they help hotels differentiate themselves in such a competitive market.

LINEAR LEVEL HIDDEN DRAIN: receives water from one, two or four slopes, and drains it through the perimeter joints of the ceramic piece, until reaching base level and the drain hole. The characteristics are identical to the invisible level shower tray, except it is smaller in size and framed in a sloped shower. A new concept of invisible drain, convenient to use and with a stylish feel.




hidden drainage covered with tiles in shower with slopes



efficient elegance

showers with high level aesthetics that always captivate



Thanks to the high-performance polyurethane material with which is manufactured, whose surface has an antibacterial treatment and fungicide is very easy to clean. It also has a key hook that allows you to easily lift the ceramic piece that hides the drain, thus facilitating its perfect cleaning.

Suitable for large ceramic tile formats with tailor-made manufacturing option if needed.



Its installation is simple as it is levelled without the need for special anchors.

The system allows the position of the drainage to be adjusted, offering the possibility of being installed adjacently to the wall of the shower.

It guarantees maximum waterproofing of the supporting surface since it contains an eave of heat-sealed waterproofing membrane at the base of the channel.

DRY50 SYSTEMS

Waterproofing, ease of cleaning and efficient drainage of showers in a hotel are essential to ensure guest satisfaction and to maintain the integrity of the facilities in the long term. Using **DRY50** systems prevents problems and ensures compliance with the standards of cleanliness and quality in the hotel industry.



shower with slopes, linear grate

shower with slopes, square grate




1. Structure
2. C2 S1/S2 tile adhesive
3. **DRY50** membrane
4. Channel and grate of linear kit (several items)
5. **DRY50 CORNERIN** waterproof reinforcement for corners
6. **DRY TUB 20** waterproof reinforcement for piping
7. Special adhesive for joints **SEALPLUS**
8. Covering



1. Structure
2. C2 S1/S2 tile adhesive
3. **DRY50** membrane
4. Grid and frame of sumi squares kit
5. **DRY50 CORNERIN** waterproof reinforcement for corners
6. **DRY TUB 20** waterproof reinforcement for piping
7. Special adhesive for joints **SEALPLUS**
8. Covering

showers to love

elegant, modern, functional and easy to clean



The heat-sealed membrane provides an effective waterproof barrier. This prevents water from seeping through joints or edges, reducing the risk of leaks and damage to the surrounding structure.

A system that is easier to install compared to traditional drains with mortar joints or other sealing methods. This saves time and work during installation.

DRY50 drains are less prone to corrosion and deterioration over time giving them high durability.

Due to their airtight design, these drains with heat-sealed membrane require less maintenance. It is not necessary to replace joints or sealants regularly.

What's more, being so easy to clean makes them a very attractive choice for the hotel sector, whether in new construction or in bathroom renovation.

quality starts here

products list and references



MEMBRANES

WATERPROOFING AND UNCOUPLING


	596351752	ECODRY50 450	Roll of 1,5 m x 30 m · 45 m ²	INTERIORS WET AREAS OUTDOOR SMALL AREAS (up to 15 m ²)
	596351851	ECODRY50 30	Roll of 1,2 m x 30 m · 36 m ²	
	596351769	ECODRY50 75	Roll of 1,5 m x 5 m · 7,5 m ²	
	596351868	ECODRY50 5	Roll of 1,2 m x 5 m · 6 m ²	
	596351875	ECODRY80 30	Roll of 1,5 m x 30 m · 45 m ²	EXTERIORS TERRACES ROOFTOPS COURTYARDS
	596351882	ECODRY80 20	Roll of 1,5 m x 20 m · 30 m ²	
	596351899	ECODRY80 10	Roll of 1,5 m x 10 m · 15 m ²	
	596351905	ECODRY80 5	Roll of 1,5 m x 5 m · 7,5 m ²	
	596351714	ECODRY120 30	Roll of 1,5 m x 30 m · 45 m ²	EXTERIORS TERRACES ROOFTOPS COURTYARDS
	596351721	ECODRY120 20	Roll of 1,5 m x 20 m · 30 m ²	
	596351738	ECODRY120 10	Roll of 1,5 m x 10 m · 15 m ²	
	596351745	ECODRY120 5	Roll of 1,5 m x 5 m · 7,5 m ²	

ANTICRACKING _ EXTREME UNCOUPLING


	544017778	DYSO 30	Roll of 1,5 m x 20 m · 30 m ²	INTERIORS EXTERIORS
	544016405	DYSO 15	Roll of 1,5 m x 10 m · 15 m ²	
	544017761	DYSO 7,5	Roll of 1,5 m x 5 m · 7,5 m ²	

COMPLEMENTARY PRODUCTS




DRAIN WITH REINFORCING MEMBRANE

	596352025	ECODRY50 SUMI56 100 V	Vertical outlet Ø 32-40 grate 10x10 cm	Box 1 pc. 75 x 75 cm membrane	DRAINS WITH HEAT-SEALED MEMBRANE
	596352032	ECODRY50 SUMI56 100 H	Horizontal outlet Ø 32-40 grate 10x10 cm	Box 1 pc. 75 x 75 cm membrane	
	596352049	ECODRY50 SUMI56 150 V	Vertical outlet Ø 40-50 grate 15x15 cm	Box 1 pc. 75 x 75 cm membrane	
	596352056	ECODRY50 SUMI56 200 V	Vertical outlet Ø 90-110 grate 20x20 cm	Box 1 pc. 75 x 75 cm membrane	
	596352063	ECODRY50 SUMI56 200 H	Horizontal outlet Ø 90-110 grate 20x20 cm	Box 1 pc. 75 x 75 cm membrane	
	596352070	ECODRY50 SUMI56 250 V	Vertical outlet Ø 90-110 grate 25x25 cm	Box 1 pc. 75 x 75 cm membrane	
	596352087	ECODRY50 SUMI56 300 V	Vertical outlet Ø 90-110 grate 30x30 cm	Box 1 pc. 75 x 75 cm membrane	

RAIN SPOUT

	596351967	ECODRY50 GÁRGOLA 50	Box 1 pc. Membrane 50 x 50 cm	COUPLING FOR HORIZONTAL DRAINAGE
	596351974	ECODRY50 GÁRGOLA 75	Box 1 pc. Membrane 50 x 50 cm	
	596351981	ECODRY50 GÁRGOLA 90	Box 1 pc. Membrane 50 x 50 cm	
	596351998	ECODRY50 GÁRGOLA 110	Box 1 pc. Membrane 50 x 50 cm	




WATERPROOF REINFORCEMENT

	596351912	ECODRY50 CORNERIN	2 pcs. per bag	INTERIORS AND EXTERIORS CORNERS
	596351929	ECODRY50 CORNEROUT	2 pcs. per bag	
	596352018	ECO CORNER BAND	Roll of 30 m x 12,7 cm (1u.)	FOR 90° JOINTS
	596351936	ECODRY TUB 50	1 pc. per bag	FOR PIPES
	596351943	ECODRY TUB 63	1 pc. per bag	
	544010045	ECODRY TUB 75	1 pc. per bag	
	596351950	ECODRY TUB 90	1 pc. per bag	

BANDS

	596351776	ECODRY50 BANDA 13X30	Roll of 30 m x 12,7 cm (1u.)	STRIP FOR JOINTS
	596351783	ECODRY50 BANDA 30X30	Roll of 30 m x 30 cm (1u.)	
	596352094	ECODRY50 BANDA 50X30	Roll of 30 m x 48 cm (1u.)	

ADHESIVES

	544010670	SEALPLUS 6	6 kg Pot	SPECIAL ADHESIVE FOR JOINTS AND OVERLAPS
	544012858	SEALPLUS 0600	600 ml Blister	SPECIAL ADHESIVE FOR JOINTS AND OVERLAPS
	544015323	REVESTTECHFLEX	300 ml. Cartridge	SPECIAL ADHESIVE FOR JOINTS

CHANNELLING TERRACES AND SWIMMING POOLS

WATERPROOFING AND HIDDEN DRAIN

	544019680 544019826	WALK LEVEL CHANNEL 15 cm WALK LEVEL CHANNEL 30 cm	95 cm length channel for 15 cm wide ceramic tiles. 95 cm length channel for 30 cm wide ceramic tiles.
	544019772 544019918	WALK LEVEL DRAIN 15 cm WALK LEVEL DRAIN 30 cm	Drain part, discharge capacity of 1.38 l/s and outlet Ø 63 mm, for 15 cm wide ceramic tiles. Drain part, discharge capacity of 1.38 l/s and outlet Ø 63 mm, for 30 cm wide ceramic tiles.
	544019697 544019833 544019703 544019840 544019710 544019857 544019727 544019864 544019734 544019871 544019741 544019888 544019758 544019895 544019765 544019901	WALK LEVEL ADJUSTMENT 85 X 15 CM WALK LEVEL ADJUSTMENT 85 X 30 CM WALK LEVEL ADJUSTMENT 75 X 15 CM WALK LEVEL ADJUSTMENT 75 X 30 CM WALK LEVEL ADJUSTMENT 65 X 15 CM WALK LEVEL ADJUSTMENT 65 X 30 CM WALK LEVEL ADJUSTMENT 55 X 15 CM WALK LEVEL ADJUSTMENT 55 X 30 CM WALK LEVEL ADJUSTMENT 45 X 15 CM WALK LEVEL ADJUSTMENT 45 X 30 CM WALK LEVEL ADJUSTMENT 35 X 15 CM WALK LEVEL ADJUSTMENT 35 X 30 CM WALK LEVEL ADJUSTMENT 25 X 15 CM WALK LEVEL ADJUSTMENT 25 X 30 CM WALK LEVEL ADJUSTMENT 15 X 15 CM WALK LEVEL ADJUSTMENT 15 X 30 CM	Adjusting piece of different length measurements: 15, 25, 35, 45, 55, 65, 75 and 85 cm.
	596350168 596350175	WALK LEVEL LATERAL DRAIN 15 cm WALK LEVEL LATERAL DRAIN 30 cm	Drain part, discharge capacity of 0.68 l/s and Ø 50 mm lateral outlet, for 15 cm wide ceramic tiles. Drain part, discharge capacity of 0.68 l/s and Ø 50 mm lateral outlet, for 30 cm wide ceramic tiles.
	544019789 544019925	WALK LEVEL CORNER 15 cm WALK LEVEL CORNER 15 cm	Corner piece for 15 cm wide ceramic tiles. Corner piece for 30 cm wide ceramic tiles.
	596350441 596350458	WALK LEVEL OUTSIDE CORNER 15 cm WALK LEVEL OUTSIDE CORNER 30 cm	Outside corner piece for 15 cm wide ceramic tiles. Outside corner piece for 30 cm wide ceramic pieces.
	544019796 544019932	WALK LEVEL CORNER DRAIN 15 cm WALK LEVEL CORNER DRAIN 30 cm	Corner drain part with discharge capacity 1.38 l/s and Ø 63 mm outlet, for 15 cm wide ceramic tiles. Corner drain part with discharge capacity 1.38 l/s and Ø 63 mm outlet, for 15 cm wide ceramic tiles.
	544019802 544019949	WALK LEVEL SIDE A 15 cm WALK LEVEL SIDE A 30 cm	Channel start terminal for 15 cm wide ceramic tiles. Channel start terminal for 30 cm wide ceramic pieces.
	544019819 544019956	WALK LEVEL SIDE B 15 cm WALK LEVEL SIDE B 30 cm	Channel closing terminal for 15 cm wide ceramic tiles. Channel closing terminal for 30 cm wide ceramic tiles.

POOLS WATERPROOFING

MEMBRANE, BAND AND SEALING KIT

596352360 **KIT SUBWATER ECODRY**



ECODRY120 30
Waterproofing membrane

Roll of 1,5 x 30 m (45 m²)



ECODRY50 BANDA 13X30
Waterproofing strip for perimeters and joints

Roll of 30 m x 12,7 cm (1u.)



KITPOOL

Special for sealing joints and seams:
1. SEALPLUS 6 Adhesive
2. PRIMERPOOL Primer

1 u. Box

LEVEL SHOWERS


WATERPROOFING AND HIDDEN DRAIN

		measures	
	544015941	LEVEL SHOWER TRAY 60x100	60 x 100 cm
	544015200	LEVEL SHOWER TRAY 70x90	70 x 90 cm
	544015958	LEVEL SHOWER TRAY 70x100	70 x 100 cm
	544015965	LEVEL SHOWER TRAY 70x120	70 x 120 cm
	544015156	LEVEL SHOWER TRAY 80x90	80 x 90 cm
	544015224	LEVEL SHOWER TRAY 80x100	80 x 100 cm
	544015231	LEVEL SHOWER TRAY 80x120	80 x 120 cm
	544015972	LEVEL SHOWER TRAY 80x140	80 x 140 cm
	544015248	LEVEL SHOWER TRAY 90x90	90 x 90 cm
	544015255	LEVEL SHOWER TRAY 90x100	90 x 100 cm
	544015194	LEVEL SHOWER TRAY 90x120	90 x 120 cm
	544015989	LEVEL SHOWER TRAY 90x140	90 x 140 cm
	544015309	LEVEL SHOWER TRAY 100x100	100 x 100 cm
	544015316	LEVEL SHOWER TRAY 100x120	100 x 120 cm
	544015996	LEVEL SHOWER TRAY 100x140	100 x 140 cm
	544015552	LINEAR LEVEL 10x60	measures: 13,8 x 63,8 cm; space piece: 10 x 60 cm
	544015576	LINEAR LEVEL 10x70	measures: 13,8 x 73,8 cm; space piece: 10 x 70 cm
	544015583	LINEAR LEVEL 10x80	measures: 13,8 x 83,8 cm; space piece: 10 x 80 cm
	544015910	LINEAR LEVEL 10x90	measures: 13,8 x 93,8 cm; space piece: 10 x 90 cm
	544015705	LINEAR LEVEL 20x60	measures: 23,8 x 63,8 cm; space piece: 20 x 60 cm
	544015712	LINEAR LEVEL 20x70	measures: 23,8 x 73,8 cm; space piece: 20 x 70 cm
	544015590	LINEAR LEVEL 20x80	measures: 23,8 x 83,8 cm; space piece: 20 x 80 cm
	544015927	LINEAR LEVEL 20x90	measures: 23,8 x 93,8 cm; space piece: 20 x 90 cm


HIDDEN PREFABRICATED LEVEL TRAY
INCLUDES: shower tray, drain with water trap, waterproof perimeter band, trim piece (optional installation), tiling profiles, Revestechflex adhesive, installation guard and cleaning key.

HIDDEN LINEAR DRAIN
INCLUDES: Linear level base with DRY50, heat-sealed membrane, Level drain, DRY50 membrane 1,5 x 2 m, Cleaning key and REVESTECHFLEX Adhesive.


WATERPROOFING AND DRAIN KITS




Product Code	Product Name	Membrane Size	Notes
544010380	*DRY50 SUMI LUXE 025	0,5 x 0,5 m	PREMIER drain kit with DRY50 waterproofing membrane (10,7 cm x 10,7 cm) heat sealed onto the top, which ensure the fully sealing of the most critical points. Outlet: horizontal and vertical (Ø 40/50H_54 litres/minute). Height: 82 mm.
544010397	*DRY50 SUMI LUXE 144	1,2 x 1,2 m	
544010403	*DRY50 SUMI LUXE 225	1,5 x 1,5 m	
544010304	*DRY50 SUMI LUXE 240	1,2 x 2 m	
544011516	*DRY50 SUMI LUXE 240D	1,2 x 2 m	
544010410	*DRY50 SUMI LUXE 300	1,5 x 2 m	
544011547	*DRY50 SUMI LUXE 300D	1,5 x 2 m	
544010427	*DRY50 SUMI LUXE 375	1,5 x 2,5 m	
544011554	*DRY50 SUMI LUXE 375D	1,5 x 2,5 m	




Product Code	Product Name	Membrane Size	Notes
544010373	*DRY50 SUMI FLAT LUXE 025	0,5 x 0,5 m	FLAT drain kit with DRY50 waterproofing membrane (10,7 cm x 10,7 cm) heat sealed onto the top, which ensure the fully sealing of the most critical points. Outlet: horizontal (Ø 40/50H_30 litres/minute). Height: 65 mm.
544010328	*DRY50 SUMI FLAT LUXE 144	1,2 x 1,2 m	
544010335	*DRY50 SUMI FLAT LUXE 225	1,5 x 1,5 m	
544010342	*DRY50 SUMI FLAT LUXE 240	1,2 x 2 m	
544011424	*DRY50 SUMI FLAT LUXE 240D	1,2 x 2 m	
544010359	*DRY50 SUMI FLAT LUXE 300	1,5 x 2 m	
544011561	*DRY50 SUMI FLAT LUXE 300D	1,5 x 2 m	
544010366	*DRY50 SUMI FLAT LUXE 375	1,5 x 2,5 m	
544011578	*DRY50 SUMI FLAT LUXE 375D	1,5 x 2,5 m	



Product Code	Product Name	Grating Length	Membrane Size	Notes
544010908	*DRY50 LINEAR PREMIER 60 steel	60 cm	1,2 x 2 m	Channel kit with linear grating and DRY50 waterproofing membrane heat-sealed to PREMIER drain. Outlet: horizontal and vertical (Ø 40/50H_54 litres/minute). Height: 82 mm.
544011011	*DRY50 LINEAR PREMIER 60 chrome			
544010823	*DRY50 LINEAR PREMIER 60 squares			
544010915	*DRY50 LINEAR PREMIER 70 steel	70 cm	1,5 x 2 m	
544010960	*DRY50 LINEAR PREMIER 70 chrome			
544010830	*DRY50 LINEAR PREMIER 70 squares			
544010922	*DRY50 LINEAR PREMIER 80 steel	80 cm	1,5 x 2 m	
544010977	*DRY50 LINEAR PREMIER 80 chrome			
544010847	*DRY50 LINEAR PREMIER 80 squares			
544010939	*DRY50 LINEAR PREMIER 90 steel	90 cm	1,5 x 2 m	
544010984	*DRY50 LINEAR PREMIER 90 chrome			
544010854	*DRY50 LINEAR PREMIER 90 squares			
544010946	*DRY50 LINEAR PREMIER 100 steel	100 cm	1,5 x 2 m	
544010991	*DRY50 LINEAR PREMIER 100 chrome			
544010861	*DRY50 LINEAR PREMIER 100 squares			
544010953	*DRY50 LINEAR PREMIER 120 steel	120 cm	1,5 x 2 m	
544011998	*DRY50 LINEAR PREMIER 120 chrome			
544011004	*DRY50 LINEAR PREMIER 120 squares			



Product Code	Product Name	Grating Length	Membrane Size	Notes
544011028	*DRY50 LINEAR FLAT 60 steel	60 cm	1,2 x 2 m	Channel kit with linear grating and DRY50 waterproofing membrane heat-sealed to FLAT drain. Outlet: horizontal (Ø 40/50H_30 litres/minute). Height: 65 mm.
544011110	*DRY50 LINEAR FLAT 60 chrome			
544011035	*DRY50 LINEAR FLAT 60 squares			
544011066	*DRY50 LINEAR FLAT 70 steel	70 cm	1,5 x 2 m	
544011165	*DRY50 LINEAR FLAT 70 chrome			
544011042	*DRY50 LINEAR FLAT 70 squares			
544011073	*DRY50 LINEAR FLAT 80 steel	80 cm	1,5 x 2 m	
544011103	*DRY50 LINEAR FLAT 80 chrome			
544011059	*DRY50 LINEAR FLAT 80 squares			
544011080	*DRY50 LINEAR FLAT 90 steel	90 cm	1,5 x 2 m	
544011172	*DRY50 LINEAR FLAT 90 chrome			
544011141	*DRY50 LINEAR FLAT 90 squares			
544011097	*DRY50 LINEAR FLAT 100 steel	100 cm	1,5 x 2 m	
544011189	*DRY50 LINEAR FLAT 100 chrome			
544011134	*DRY50 LINEAR FLAT 100 squares			
544011127	*DRY50 LINEAR FLAT 120 steel	120 cm	1,5 x 2 m	
544012513	*DRY50 LINEAR FLAT 120 chrome			
544011158	*DRY50 LINEAR FLAT 120 squares			




Steel Chrome Squares

Drain position in the membrane DRY50:




OPTION OF LASER PERSONALIZATION. Consult to the Commercial Dept.


WATERPROOFING AND DRAIN KITS




Product Code	Product Name	Grating Length	Membrane Size	Notes
544012209	*DRY50 LINEAR PREMIER 60 tileable	60 cm	1,2 x 2 m	Channel kit with tileable linear grating and DRY50 waterproofing membrane heat-sealed to PREMIER drain. Outlet: horizontal and vertical (Ø 40/50H_54 litres/minute). Height: 82 mm.
544012100	*DRY50 LINEAR PREMIER 60 tileable	70 cm	1,5 x 2 m	
544012186	*DRY50 LINEAR PREMIER 60 tileable	80 cm	1,5 x 2 m	
544012254	*DRY50 LINEAR PREMIER 70 tileable	90 cm	1,5 x 2 m	
544011950	*DRY50 LINEAR PREMIER 70 tileable	100 cm	1,5 x 2 m	
544012612	*DRY50 LINEAR PREMIER 70 tileable	120 cm	1,5 x 2 m	



Product Code	Product Name	Grating Length	Membrane Size	Notes
544012124	*DRY50 LINEAR FLAT 60 tileable	60 cm	1,2 x 2 m	Channel kit with tileable linear grating and DRY50 waterproofing membrane heat-sealed to FLAT drain (low thickness). Outlet: horizontal and vertical (Ø 40/50H_30 litres/minute). Height: 65 mm.
544011967	*DRY50 LINEAR FLAT 60 tileable	70 cm	1,5 x 2 m	
544012193	*DRY50 LINEAR FLAT 60 tileable	80 cm	1,5 x 2 m	
544012216	*DRY50 LINEAR FLAT 70 tileable	90 cm	1,5 x 2 m	
544012544	*DRY50 LINEAR FLAT 70 tileable	100 cm	1,5 x 2 m	
544012551	*DRY50 LINEAR FLAT 70 tileable	120 cm	1,5 x 2 m	

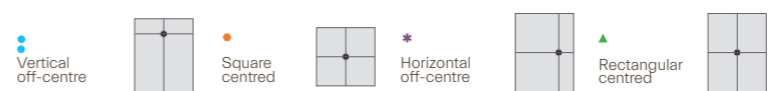


Product Code	Product Name	Grating Length	Membrane Size	Notes
544015767	*DRY50 LINEAR FLAT 60 mc	60 cm	1,2 x 2 m	Linear kit channel prepared to refillable in micro-cement and DRY50 waterproofing membrane heat-sealed to FLAT drain (low thickness). Outlet: horizontal and vertical (Ø 40/50H_30 litres/minute). Height: 65 mm.
544015934	*DRY50 LINEAR FLAT 70 mc	70 cm	1,5 x 2 m	
544016252	*DRY50 LINEAR FLAT 80 mc	80 cm	1,5 x 2 m	
544016382	*DRY50 LINEAR FLAT 90 mc	90 cm	1,5 x 2 m	
544016399	*DRY50 LINEAR FLAT 100 mc	100 cm	1,5 x 2 m	
544016269	*DRY50 LINEAR FLAT 120 mc	120 cm	1,5 x 2 m	




contain: Self-adhesive textile strip to place onto the grid, to fixing the covering.

Drain position in the membrane DRY50:




DRY50 SLIM SHOWER SYSTEMS



WATERPROOFING AND DRAIN KITS




		grating length	membrane	
544012957	• DRY50 LINEAR SLIM 60 tileable	60 cm	1,5 x 2 m	Channel kit with tileable linear grating and DRY50 waterproofing membrane heat-sealed to NOVO drain.
544012995	• DRY50 LINEAR SLIM 70 tileable	70 cm	1,5 x 2 m	Outlet: horizontal (Ø 40/50H_36 litres/minute).
544013039	• DRY50 LINEAR SLIM 70 tileable	90 cm	1,5 x 2 m	Height: 60 mm.



		grating length	membrane	
544012933	• DRY50 LINEAR SLIM 60 steel	60 cm	1,5 x 2 m	Channel kit with linear grating and DRY50 waterproofing membrane heat-sealed to NOVO drain.
544012926	• DRY50 LINEAR SLIM 60 squares	60 cm	1,5 x 2 m	
544012971	• DRY50 LINEAR SLIM 70 steel	70 cm	1,5 x 2 m	Outlet: horizontal (Ø 40/50H_36 litres/minute).
544012964	• DRY50 LINEAR SLIM 70 squares	70 cm	1,5 x 2 m	
544013015	• DRY50 LINEAR SLIM 90 steel	90 cm	1,5 x 2 m	Height: 60 mm.
544013008	• DRY50 LINEAR SLIM 90 squares	90 cm	1,5 x 2 m	



		grating length	membrane	
544016344	• DRY50 LINEAR PREMIER 60 black	60 cm	1,5 x 2 m	Channel kit with black linear grating DRY50 waterproofing membrane heat-sealed to NOVO drain.
544016351	• DRY50 LINEAR PREMIER 70 black	70 cm	1,5 x 2 m	Outlet: horizontal (Ø 40/50H_36 litres/minute).
544016368	• DRY50 LINEAR PREMIER 70 black	90 cm	1,5 x 2 m	Height: 60 mm.



		grating length	membrane	
544016313	• DRY50 LINEAR PREMIER 60 white	60 cm	1,5 x 2 m	Channel kit with white linear grating DRY50 waterproofing membrane heat-sealed to NOVO drain.
544016337	• DRY50 LINEAR PREMIER 70 white	70 cm	1,5 x 2 m	Outlet: horizontal (Ø 40/50H_36 litres/minute).
544016320	• DRY50 LINEAR PREMIER 70 white	90 cm	1,5 x 2 m	Height: 60 mm.



Drain position in the membrane **DRY50**:



We manufacture for today thinking about tomorrow.

The future of construction, mandatorily, must go through an ecological review of processes and the materials which have been developed in the past. This commitment is materialized day by day in Revestech with greater energy efficiency, with the use of respectful materials and with the maximum optimization of the processes of production.

We reduce air pollution by applying circular economy in waste treatment.

We reduce the use of virgin natural resources by designing 100% recyclable products.

We manufacture products free of toxic substances and without the emission of polluting compounds into the environment.

We minimize the generation of waste by transmitting the importance of recovery.

responsible waterproofing



In more than 35 countries



Innovation since day one

Revestech is the forward-thinking brand of the Nietos Group. Our philosophy, based primarily on business innovation, means that we have been studying and producing plastic materials for the most diverse industries ever since 1945, the year when the group embarked upon its journey as a producer of plastic textiles in Alicante.



We are manufacturers

Throughout our years of operation, we have amassed so much experience that we are now manufacturers of revolutionary construction systems. With our brand, Revestech, we have positioned ourselves as a trusted partner of architects, surveyors, builders and installers for solving issues related to waterproofing, crack bridging, acoustics and drainage, providing them with an array of convenient and effective solutions.

Systems approved by:
CSTB AIMPLAS AITEX TCNA IAPMO

Groundbreaking Systems

Our systems occupy a totally new place in the market. The fibre covering of our membranes ensures grip to tiles with cement-based adhesive, allowing professionals to forget about the compression layer during installation and making their work as straightforward as a simple tiling job.

Ongoing research

Our concern for rethinking spaces is what motivates us to constantly research new solutions that can multiply the possibilities of architectural projects. Our R&D department analyses and tests out new projects at our laboratory before they see the light. What's more, we have an institutional partnership agreement with the Department of Chemistry at the University of Alicante to conduct tests related to our products.

Commitment to quality and environment

The implementation of an Environmental Management System in accordance with the UNE-EN ISO 14001 standard has allowed us to systematize, in a simple way, the environmental aspects that are generated in each of our activities, promoting environmental protection and prevention of pollution; optimizing the management of resources and waste, and reducing negative environmental impacts. This management certificate is integrated into our quality system according to the UNE EN ISO 9001 standard, which was implemented in 2019. Revestech is UNE EN ISO 9001:2015 certified where ensure customer satisfaction through the ongoing improvement of our products and services. Also, our waterproofing membranes are CE marked, in fulfillment of the legislation in force about essential requirements to provide consumers, companies and Public Administration, information about safety or the product performance. In Revestech, we have our own laboratories and partners too to certify our products.



Presents on the platforms

Present on the platforms Cype, Acae and Presto. In order to facilitate the work of construction professionals for the realization, planning, calculations etc. of your projects.



International Strategic Alliances

Production alliances are one of the pillars of our business. There are many brands of recognized national and international prestige that trust us to manufacture their waterproofing products, thus ensuring that the innovation of our solutions reaches many parts of the world.





responsible
waterproofing